



PROMOTER'S GUIDE

126 MAIN STREET * PIKEVILLE, KY 41501
WWW.APPALACHIANWIRELESSARENA.COM
PHONE: 606-444-5500

Table of Contents

Staff Directory.....	Page 3
General Information.....	Page 4
Booking Procedures.....	Page 5
Marketing.....	Page 6
Rental Rates and Charges.....	Page 7-8
Tech Info.....	Page 9
Catering.....	Page 10
Fire Safety.....	Page 11
Ballroom Info.....	Page 12
Production Needs.....	Page 13
Driving Directions.....	Page 14
Layout Diversity.....	Page 15
Arena Diagram.....	Page 16
Stage Rigging.....	Page 17

Larry Miller.....General Manager

Larry@appwirelessarena.com P 606-444-5592 C 606-213-4763

Josh Kesler.....Assistant General Manager

Josh@appwirelessarena.com P 606-444-5506 C 606-794-5018

Peyton Cotterman Operations Director

Peyton@appwirelessarena.com P 606-444-5500 C 606-794-0320

Kelsey Miller.....Box Office Director

Kelsey@appwirelessarena.com P 606-444-5507 C 606-794-3866

Andrea Collins.....Sr. Director of Events

Andrea@appwirelessarena.com P 606-444-5504 C 606-794-0231

Madison Little.....Events Manager

Madison@appwirelessarena.com P 606-444-5500 C 606-794-5139

Jennifer Rice.....Director of Catering

Jennifer@appwirelessarena.com P 606-444-5500 C 606-213-2212

Tyler Carter.....Sous-Chef/ Asst. Catering Manager

Tylerc@appwirelessarena.com P 606-444-5500 C 606-794-1878

Tony Bartley.....Building Engineer

Tony@appwirelessarena.com P 606-444-5500 C 606-794-7745

Valerie Ratliff.....Booking Manager

Val@appwirelessarena.com P 606-444-5500 C 606-794-7059

Wes Hutchison.....F& B Director/Executive Chef

wes@appwirelessarena.com P 606-444-5500 C 606-794-7731

Daryl Royse.....Finance Director

Daryl@appwirelessarena.com P 606-444-5500 C 606-794-0772

General Information

APPALACHIAN WIRELESS ARENA Location

The Appalachian Wireless Arena (AWA) is located in the heart of downtown Pikeville, Kentucky at 126 Main Street, Pikeville, KY 41501. The facility mailing address is: 126 Main Street, Pikeville, KY 41502-1257.


Telephone/Fax/Website Office/Administration/Operations Website

(606) 444-5500

www.appalachianwirelessarena.com

Description of Venue

The 126,000 square foot facility has an arena floor approximately 24,000 square feet and will provide concert seating up to 7,000. It is designed as a multi-purpose facility, complete with approximately 5,000 square feet of ballroom space overlooking the arena floor adequate for banquet-style entertaining.



Booking Procedures

Questions regarding booking the Arena at AWA should be directed to 606) 444-5500.

Questions regarding booking the ballrooms at the AWA should be directed to Andrea Collins, Sr. Director of Events at (606) 444-5504. Food events should contact Wes Hutchison, at (606) 794-7731

Rental Expense

For more information, please contact Andrea Collins, Event Manager at (606) 444-5500.

Contract Execution

All scheduled events are considered tentative until the contract for the event has been fully executed, signed and returned to the Appalachian Wireless Arena, along with the payment of the advanced deposit.

Two copies of the event contract will be mailed prior to the event. Both copies of the contract are to be signed and returned, with required non-refundable deposit, to the AWA.

Additional rental fees may be required by AWA management to cover expenses in the following areas, but not limited to: balance of minimum rental fee, estimated staffing, equipment usage, catering/hospitality fees and technical services.

Upon completion of a signed contract and non-refundable deposit, the event information, depending on requirements, will need to be given to the following people, who will be responsible for carrying out all necessary items from pre-show advancement to move-out. The individuals are the lessee's liaison with all AWA staff and will gladly provide all necessary information and coordination.

After meeting with lessee, AWA will prepare an itemized statement of reimbursable expenses for which the lessee will be financially responsible for at time of settlement. A copy of all expenses incurred by the event is provided to the lessee and is considered an addendum to the contract.

In-House Marketing Support

AWA provides in-house expertise on marketing your show with an emphasis on demographics, analytics, related show information, and of course with an imperative focus on ticket sales. For a 15% fee, marketing will give advice on the local market, make buys, workout trades, and handle any digital, mobile, electronic, or static marketing needs. From pre-sales, group sales to special Ticketmaster promotional opportunities, contact

Josh Kesler at (606) 444-5506 for more details.



Facebook– 70,000 Likes

Snapchat created 2016 24,456

Twitter- 4,456 Followers

Linkedin verified business page

Instagram– 4,208 Followers

Tik Tok 1,657 Likes



Tik Tok

FREE mobile app for Android and iPhone

Financial Settlement

At the conclusion of the event, the lessee is responsible for settling all outstanding facility expenses. Settlement can occur at the conclusion of the event on event day or at the discretion of the General Manager, or can be invoiced to the lessee with payment due upon receipt of the invoice.

In the event settlement, the lessee is given the documented facility expenses including, but not limited to: the balance of rent; ticketing expenses (if applicable); security, fire and EMS staffing (if applicable); catering/hospitality expenses, marketing expenses, labor cost, runner cost, and other similar addition information. The event settlement will be paid by AWA check or wire transfer on the next business day.

AWA does reserve the right to withhold escrow monies in the event of damage to the facility resulting from a specific show. For more information contact **(606) 444-5502**.

Any questions regarding financial settlement should be directed to the **General Manager**
at **(606) 444-5500**

Rental Rates and Charges

Rental Fees

Daily rental fee information and reimbursable services will be given, when you call **606-444-5503**.

Reimbursable services may include, but are not limited to: staffing, stagehands, catering/hospitality, changeover, housekeeping, equipment rental, etc. "All-In" rental agreements are negotiable. The per day rental fees for move-in days, rehearsal days and move-out days are negotiable. Phone our **GM for complete rental information 606-444-5500**.

Box Office

Full service box office is offered through the AWA via the Ticketmaster system. For more information call 606-444-5500.

Staffing:

Security \$21.00 per hour per person

Ticket Taker \$18.50 per hr per person

Usher \$17.50 per hour per person

House/Ops \$20.00 per hr per person

Police \$45.00 per hour per person

EMS \$800 per unit per day

House Electrician \$300 per day


Forklift & operator \$300 per day

Arena \$3,000 Vs 10% of gross box office.

\$2,500 non profit

Move In day \$1,500

Cleanup/Conversion \$1,000



Rental Fees cont...

Board Room \$125 7am - 11pm
\$100 7am - 2pm discount period

Conference Room (Hambley)
\$125 7am - 11pm
\$100 7am - 2pm discount period

BallRoom Full Sunday-Friday
\$900 7am - 11pm
\$700 7am - 2pm discount period
Saturday \$1000 No discount period
Individual \$400 7am - 11pm
\$300 7am - 2pm discount period

Overlook Events Center
Full Sunday - Friday
\$1000 7am - 11pm
\$800 7am - 2pm discount period
Saturday \$1,500 no discount period

Sico Stage \$500 for non ticketed event

Stage Backdrop 8 foot \$125.00
Risers 4x8 section \$10 per section

Bike Rack \$10 per section
Stage Barricade \$500
Spotlights \$150 per spot

Arena 1/2 House Curtain \$500 + labor
Full Curtain System \$1500 + labor

Pipe & Drape \$3.00 per running foot
\$35 per 10x10 booth

Tables \$5.00 per table plain
\$35.00 cloth & skirted.

Electrical 110v outlet \$40 per outlet
220v \$100 per outlet
\$10 per outlet charge day of event

Technical Information

Power

Four (4) 400amp and two (2) 200amp electrical supply boxes with cam-locks directly behind the north wall of the arena.

Four (4) 200amp electrical supply boxes with cam-locks on catwalk.

Additional 110v and 208v outlets located in arena floor pockets and along inner and outer concourse.

Load-In Area

Two dock bays with levelers, one bay without. Doors behind the levelers are 7' 11" wide x 9' high.

Double wide lane leads directly into the arena through 14' wide x 14' 4" high door. Unloading by ramp in this area is also possible.

Distance from the dock/backstage wall to the back wall of the arena is 59' 2".

Production

Four (4) Xenon Super-troopers.

Six permanent spot locations off the catwalk.

Temporary spot platforms in seating available at labor cost.

Building can supply experienced production runners.

Dressing Rooms

Three Star Dressing Rooms with private toilet and shower.

One 15' 5" x 20' Green Room. Same hallway as the Star Rooms.

Four locker rooms with toilets and showers that can be joined into two larger locker rooms.

One Production Office 11' 9" deep x 9' 2" wide.



One Pyro Room (outside on dock) 6' deep x 11' 6" wide.

Parking

Bus parking for four (4) with shore power.

Additional parking for eight (8) to ten (10) buses or trucks (plus docks).

Facility has no additional parking or public parking on site.



Catering

Catering is handled in-house at the Appalachian Wireless Arena. Contact **Wes Hutchison**, at **(606) 794-7731** to arrange all your needs.

Floor

With lower level seating extended - 74' 6" wide x 201' 4" deep.

With lower level seating retracted - 115' wide x 219' deep.

Floor Pockets

Located 24' 8" from the east and west walls are 12 floor pockets, six per side.

Each contains one double 110v outlet, one 208v outlet, one hard-line data port, one telephone jack, one water connection, and one drain.

Pockets start 33' from the north wall and are on approximately 29' centers.

Equipment

SICO roll and set staging - up to 80' wide x 40' deep. Average sizes used 60'x 40' and 48'x60'.

SICO blow-through barricade 4' high x 80' wide (max).

SICO stage accessible ramp.

SICO Risers 6' x 8' in heights ranging from 12" high to 36" high.

Daewoo forklift with 5050 lb load capacity.

Several Renkus & Hiens speaker clusters with delay fill speakers and sound web processing.

Wired and wireless handheld and lapel microphones available.

Portable basketball flooring with goals and shot clocks.

Tables – 8' rectangle, 6' rectangle, 8' classroom, and 72" rounds.

Chairs – padded folding for arena floor, padded stacking for meeting rooms.

Table-top and floor standing lecturns.

Portable white erase boards 2'x3' and 4'x6'.

American flags – 3'x5' for meeting rooms, large 15'x25' for arena.

Fire Safety Requirements

Permits

- See Pyrotechnics below.

Pyrotechnics

Pyrotechnics are allowed in building. State Fire Marshal form must be approved at least three weeks prior to event. Contact (606) 444-5503.

CO2, dry ice, and propane are available through local vendor with minimum two week notice.

Open Flame Devices ▪ See Pyrotechnics above.

Safety Procedures

In response to the need for heightened security procedures, the Eastern Kentucky Ex-po Center has implemented the following policies to ensure a safe, enjoyable event experience for all guests.

Prohibited Items

The following items are not permitted in the Expo Center by guests:

Food or beverage

Cans, bottles, coolers or other similar containers

Video cameras or audio recorders

Laser pens or laser products

Air horns or noise makers

Weapons of any kind (this includes pocket knives)

Professional Cameras (Please note: Some shows do not allow cameras of any kind.)

No Umbrellas

Any other item deemed unacceptable by AWA management.

Clear bag policy



Ballrooms

AWA provides excellent banquet facilities on premise located in the ballrooms. These rooms are ideal for receptions, parties, weddings, seminars, banquets and small conferences. Depending upon the set-up requirements, the ballrooms can accommodate up to 300 people. AWA will assist you in the coordination of your event, with everything from planning a menu to ordering specialized audio visual equipment to make your event a success. For more information, contact

Andrea Collins at (606) 444-5504.

Approximately 5,000 sq. Ft of event space not including the upstairs lobby area

Moveable walls which convert the full ballroom into up to 3 smaller rooms

Seating for groups of 10 to 300

Up to four breakout rooms available

Sound system available with both wired and wireless microphones available

Wireless internet is available.



Production Needs

LOWE'S HOME IMPROVEMENT WAREHOUSE

183 Cassidy Blvd

Pikeville, KY 41501

(606) 433-0020

Mountain Music Exchange

5171 N Mayo Trail, Pikeville, KY 41501

(606) 437-5551

LM Productions

229 Thacker Rd, Pikeville, KY 41501

(304) 730-0723

Theatrical Lighting, Equipment and Supplies

Contact (606) 444-5502

Directions to Appalachian Wireless Arena

Prestonsburg

If traveling South on US 23 from Prestonsburg,

Take the second downtown Pikeville exit (Exit #23) off US 23 onto Hambley Blvd. Travel to the 3rd stop light. Turn right onto Huffman Avenue, go three blocks, Appalachian Wireless Arena will be on the left.

Virginia

If traveling North on US 23 from Virginia — Letcher County

Take the first downtown Pikeville exit (Exit #23) off US 23 onto Hambley Blvd. Travel to the 3rd stop light. Turn right onto Huffman Avenue, go three blocks, Appalachian Wireless Arena will be on the left.

Cincinnati, OH

If traveling South on I-75 from Cincinnati, OH

Merge onto I-64 via the exit on the left toward LEXINGTON/ASHLAND

Merge onto BERT T COMBS PKWY E via EXIT 98 toward CAMPTON/
PRESTONSBURG Merge onto US-23 S/ US-460 E

Take HAMBLEY BLVD/DOWNTOWN EXIT Turn right on DIVISION STREET Parking garage is on the right

Appalachian Wireless Arena is straight ahead on the left



Charlotte, NC

If traveling North on I-77 from Charlotte, NC

Take the US-23 North EXIT 1- toward BLUEFIELD Turn right on US-52/ IND CENTER RD. Merge onto US-460 W toward BLUEFIELD

Merge onto US-23 N/ US 119 N

Merge onto US-23 Br N/ HAMBLEY BLVD toward DOWNTOWN PIKEVILLE

Turn right on DIVISION STREET

Parking garage is on the right

Expo Center is straight ahead on left

Nashville, TN

If traveling North on I-65 from Nashville

Start on I-65 N towards LOUISVILLE

Take the C PARKWAY TOLL ROAD EXIT 43 toward GLASGOW/SOMERSET. Merge onto LOUIE B NUNN CUMBERLAND PKWY Turn slight right onto KY-80/LONDON RD.

Continue on KY-80. KY-80 will become DANIEL BOONE PKWY DANIEL BOONE PKWY becomes HAL ROGERS PKWY Merge onto US-23 S toward PIKEVILLE

Merge onto US-23 HAMBLEY BLVD toward PIKEVILLE Turn right onto DIVISION ST

Parking garage is on the right

Expo Center is straight ahead on the left



Curtain System for show layout diversity



Quarter House 1500



Half House 2500-3500



Full House 5500-7000

Arena Diagram

This concert layout is only one of our many configurations, which also include basketball, wrestling, theatre, dirt shows, etc. We can send you a diagram of what your show will look like at your request. Please call (606) 444-5503.



Stage Rigging

Rigging grid runs north-south and east-west (see rigging layout map).

Each cross-point in rigging grid has a 2,000 lb limit. Cross-points are on a ten foot grid (some at slightly different heights).

Total weight on roof is 80,000 lb.

Minimum height from floor to steel is 42' 6".

Rigging Diagram/Detailed Information

PLEASE NOTE– THE STAGE IS CENTERED TO BE PLACED 6 INCHES OFF THE GRID FOR VISUAL UNIFORMITY. BRIDLES MAY BE NEEDED.

